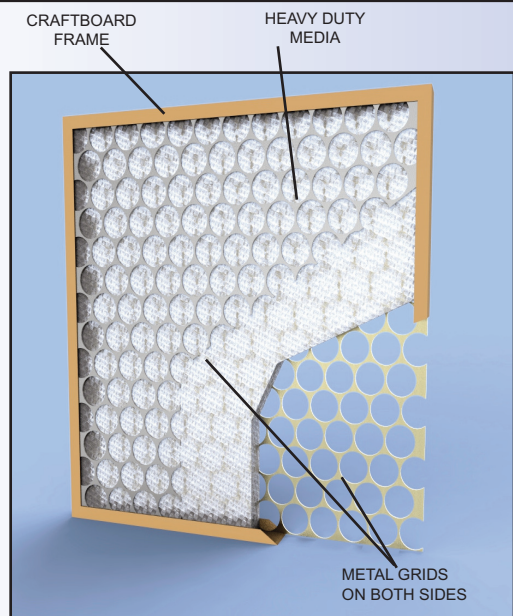
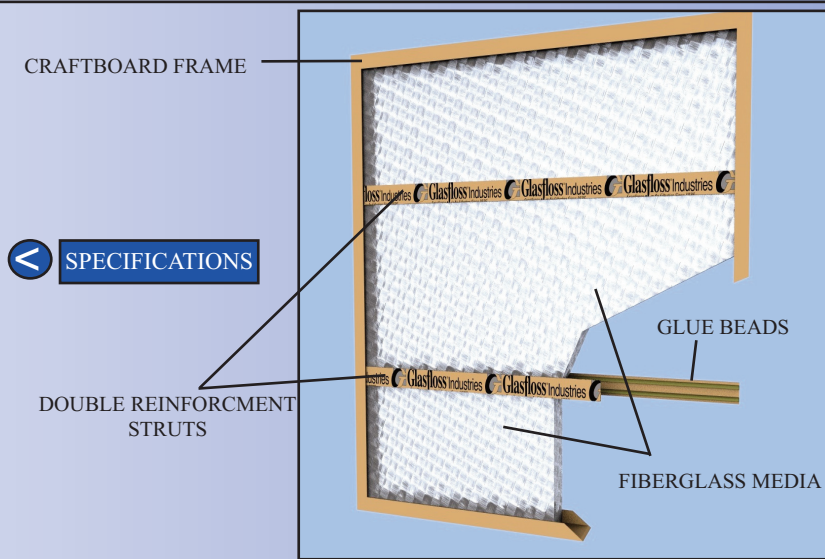


## Disposable Panel Filters

GDS AND PTA SERIES

- Progressively Dense Heavy Duty Media
- Heavy-Duty One Piece Box Frame Construction
- Thermally Bonded

The Glasfloss GDS disposable filter shall be constructed of a heavy-duty, one piece craftboard frame. All corners shall be closed and sealed. The fiberglass filter media shall be coated with a non-toxic, non-flammable, odor free adhesive. The fiberglass media shall be constructed in a progressively dense fashion from air entering to air leaving side. The fiberglass media shall have a skin backing on the air entering and the air leaving side. The media and reinforced strut retainers shall be glued and sealed inside a heavy-duty, craftboard frame. All filters shall be classified under U.L. std. 900.



## SPECIFICATIONS

The Glasfloss PTA shall be constructed of a single piece of heavy-duty, one piece craftboard frame. The metal grid shall be thermally bonded internally to the frame. The metal grids shall provide an 82% open area. All corners shall be closed and sealed. The filter media shall be constructed in a progressively dense fashion from air entertaining to air-leaving side. Glasfloss disposable panel filters shall be rated to withstand temperatures up to 180 degrees Farenheit. All filters shall be classified under U.L. std. 900.

1" Performance Data

SIZE W x H x D NOMINAL	SIZE W x H x D EXACT	RATED VELOCITY FPM	INITIAL RESIST. IN. W.G.		MEDIA SQUARE FOOT	SIZE W x H x D NOMINAL MM	RATED VELOCITY M/H	INITIAL RESIST. PASCALS	
			GDS	PTA				GDS	PTA
10 x 10 x 1	9-5/8 x 9-5/8 x 3/4	300	0.09	0.10	0.69	254 x 254 x 25	5490	22.41	24.90
10 x 20 x 1	9-5/8 x 19-5/8 x 3/4	300	0.09	0.10	1.38	254 x 508 x 25	5490	22.41	24.90
10 x 24 x 1	9-5/8 x 23-5/8 x 3/4	300	0.09	0.10	1.66	254 x 610 x 25	5490	22.41	24.90
10 x 25 x 1	9-5/8 x 24-5/8 x 3/4	300	0.09	0.10	1.75	254 x 635 x 25	5490	22.41	24.90
10 x 30 x 1	9-5/8 x 29-5/8 x 3/4	300	0.09	0.10	2.08	254 x 762 x 25	5490	22.41	24.90
12 x 20 x 1	11-5/8 x 19-5/8 x 3/4	300	0.09	0.10	1.66	305 x 508 x 25	5490	22.41	24.90
12 x 24 x 1	11-5/8 x 23-5/8 x 3/4	300	0.09	0.10	2.00	305 x 610 x 25	5490	22.41	24.90
12 x 25 x 1	11-5/8 x 24-5/8 x 3/4	300	0.09	0.10	2.08	305 x 635 x 25	5490	22.41	24.90
12 x 30 x 1	11-5/8 x 29-5/8 x 3/4	300	0.09	0.10	2.50	305 x 762 x 25	5490	22.41	24.90
12 x 30-5/8 x 1	11-5/8 x 30-1/4 x 3/4	300	0.09	0.10	2.55	305 x 778 x 25	5490	22.41	24.90
14 x 20 x 1	13-5/8 x 19-5/8 x 3/4	300	0.09	0.10	1.94	356 x 508 x 25	5490	22.41	24.90
14 x 25 x 1	13-5/8 x 24-5/8 x 3/4	300	0.09	0.10	2.43	356 x 635 x 25	5490	22.41	24.90
14 x 30 x 1	13-5/8 x 29-5/8 x 3/4	300	0.09	0.10	2.91	356 x 762 x 25	5490	22.41	24.90
15 x 20 x 1	14-5/8 x 19-5/8 x 3/4	300	0.09	0.10	2.08	381 x 508 x 25	5490	22.41	24.90
15 x 30-5/8 x 1	14-5/8 x 30-1/4 x 3/4	300	0.09	0.10	3.19	381 x 778 x 25	5490	22.41	24.90
16 x 16 x 1	15-5/8 x 15-5/8 x 3/4	300	0.09	0.10	1.77	407 x 407 x 25	5490	22.41	24.90
16 x 20 x 1	15-5/8 x 19-5/8 x 3/4	300	0.09	0.10	2.22	407 x 508 x 25	5490	22.41	24.90
16 x 22-1/4 x 1	15-5/8 x 21-7/8 x 3/4	300	0.09	0.10	2.77	407 x 571 x 25	5490	22.41	24.90
16 x 25 x 1	15-5/8 x 24-5/8 x 3/4	300	0.09	0.10	2.47	407 x 635 x 25	5490	22.41	24.90
18 x 25 x 1	17-5/8 x 24-5/8 x 3/4	300	0.09	0.10	3.13	457 x 635 x 25	5490	22.41	24.90
19 x 27 x 1	18-5/8 x 26-5/8 x 3/4	300	0.09	0.10	3.56	483 x 686 x 25	5490	22.41	24.90
20 x 20 x 1	19-5/8 x 19-5/8 x 3/4	300	0.09	0.10	2.77	559 x 559 x 25	5490	22.41	24.90
20 x 25 x 1	19-5/8 x 24-5/8 x 3/4	300	0.09	0.10	3.47	508 x 635 x 25	5490	22.41	24.90
22 x 22 x 1	21-5/8 x 21-5/8 x 3/4	300	0.09	0.10	3.36	508 x 508 x 25	5490	22.41	24.90
24 x 24 x 1	23-5/8 x 23-5/8 x 3/4	300	0.09	0.10	4.00	610 x 610 x 25	5490	22.41	24.90
25 x 25 x 1	24-5/8 x 24-5/8 x 3/4	300	0.09	0.10	4.34	635 x 635 x 25	5490	22.41	24.90
8 x 30 x 1	7-5/8 x 29-5/8 x 3/4	300	0.09	0.10	1.66	203 x 762 x 25	5490	22.41	24.90
12 x 12 x 1	11-5/8 x 11-5/8 x 3/4	300	0.09	0.10	1.00	305 x 305 x 25	5490	22.41	24.90
12 x 16 x 1	11-5/8 x 15-5/8 x 3/4	300	0.09	0.10	1.33	305 x 407 x 25	5490	22.41	24.90
12 x 18 x 1	11-5/8 x 17-5/8 x 3/4	300	0.09	0.10	1.50	305 x 457 x 25	5490	22.41	24.90
12 x 36 x 1	11-5/8 x 35-5/8 x 3/4	300	0.09	0.10	3.00	305 x 914 x 25	5490	22.41	24.90
14 x 14 x 1	13-5/8 x 13-5/8 x 3/4	300	0.09	0.10	1.36	356 x 356 x 25	5490	22.41	24.90
14 x 18 x 1	13-5/8 x 17-5/8 x 3/4	300	0.09	0.10	1.75	356 x 457 x 25	5490	22.41	24.90
14 x 24 x 1	13-5/8 x 23-5/8 x 3/4	300	0.09	0.10	2.33	356 x 610 x 25	5490	22.41	24.90
15 x 25 x 1	14-5/8 x 24-5/8 x 3/4	300	0.09	0.10	2.60	381 x 635 x 25	5490	22.41	24.90
15 x 30 x 1	14-5/8 x 29-5/8 x 3/4	300	0.09	0.10	3.12	381 x 762 x 25	5490	22.41	24.90
16 x 18 x 1	15-5/8 x 17-5/8 x 3/4	300	0.09	0.10	2.00	407 x 457 x 25	5490	22.41	24.90
16 x 24 x 1	15-5/8 x 23-5/8 x 3/4	300	0.09	0.10	2.67	407 x 610 x 25	5490	22.41	24.90
16 x 30 x 1	15-5/8 x 29-5/8 x 3/4	300	0.09	0.10	3.33	407 x 762 x 25	5490	22.41	24.90
18 x 18 x 1	17-5/8 x 17-5/8 x 3/4	300	0.09	0.10	2.25	457 x 457 x 25	5490	22.41	24.90
18 x 20 x 1	17-5/8 x 19-5/8 x 3/4	300	0.09	0.10	2.50	457 x 508 x 25	5490	22.41	24.90
18 x 24 x 1	17-5/8 x 23-5/8 x 3/4	300	0.09	0.10	3.00	457 x 610 x 25	5490	22.41	24.90
18 x 30 x 1	17-5/8 x 29-5/8 x 3/4	300	0.09	0.10	3.75	457 x 762 x 25	5490	22.41	24.90
18 x 36 x 1	17-5/8 x 35-5/8 x 3/4	300	0.09	0.10	4.50	457 x 914 x 25	5490	22.41	24.90
20 x 22-1/4 x 1	19-5/8 x 21-7/8 x 3/4	300	0.09	0.10	3.09	508 x 565 x 25	5490	22.41	24.90
20 x 24 x 1	19-5/8 x 23-5/8 x 3/4	300	0.09	0.10	3.33	508 x 610 x 25	5490	22.41	24.90
20 x 30 x 1	19-5/8 x 29-5/8 x 3/4	300	0.09	0.10	4.17	508 x 762 x 25	5490	22.41	24.90
20 x 36 x 1	19-5/8 x 35-5/8 x 3/4	300	0.09	0.10	5.00	508 x 914 x 25	5490	22.41	24.90
21 x 21 x 1	20-5/8 x 20-5/8 x 3/4	300	0.09	0.10	3.06	533 x 533 x 25	5490	22.41	24.90
24 x 30 x 1	23-5/8 x 29-5/8 x 3/4	300	0.09	0.10	5.00	610 x 762 x 25	5490	22.41	24.90
24 x 36 x 1	23-5/8 x 35-5/8 x 3/4	300	0.09	0.10	6.00	610 x 914 x 25	5490	22.41	24.90

Tolerances shall be +/- 1/8" for height and width. All special sizes will be undersized 1/8" unless specified otherwise. Recommended final resistance is 0.50" in. w. g.

"Serving You With Locations Throughout The Nation"

Glasfloss has a policy of uninterrupted research, development and product improvement and reserves the right to change design and specifications without notice.

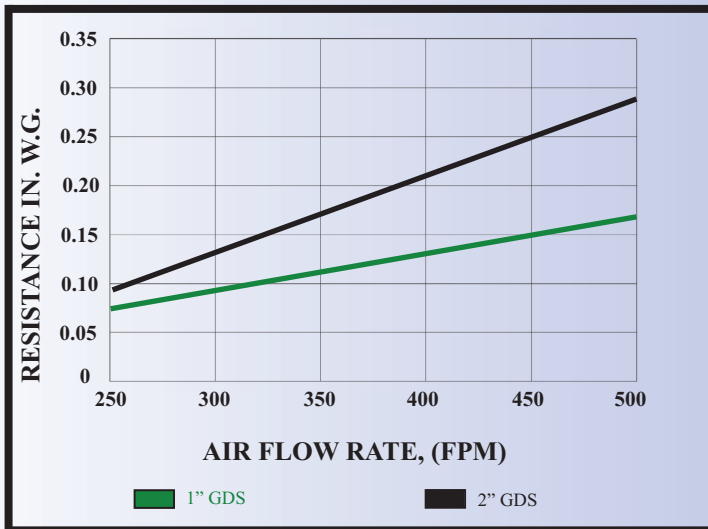
### 2" Performance Data

SIZE W x H x D NOMINAL	SIZE W x H x D EXACT	RATED VELOCITY FPM	INITIAL RESIST. IN. W.G.		MEDIA SQUARE FOOT	SIZE W x H x D NOMINAL MM	RATED VELOCITY M/H	INITIAL RESIST. PASCALS	
			GDS	PTA				GDS	PTA
10 x 10 x 2	9-5/8 x 9-5/8 x 1-5/8	500	0.28	0.30	0.69	254 x 254 x 50	9150	69.74	74.72
10 x 20 x 2	9-5/8 x 19-5/8 x 1-5/8	500	0.28	0.30	1.38	254 x 508 x 50	9150	69.74	74.72
12 x 24 x 2	11-3/8 x 23-3/8 x 1-5/8	500	0.28	0.30	2.00	305 x 610 x 50	9150	69.74	74.72
14 x 20 x 2	13-5/8 x 19-5/8 x 1-5/8	500	0.28	0.30	1.94	356 x 508 x 50	9150	69.74	74.72
14 x 25 x 2	13-5/8 x 24-5/8 x 1-5/8	500	0.28	0.30	2.43	356 x 635 x 50	9150	69.74	74.72
15 x 20 x 2	14-5/8 x 19-5/8 x 1-5/8	500	0.28	0.30	2.08	381 x 508 x 50	9150	69.74	74.72
16 x 16 x 2	15-5/8 x 15-5/8 x 1-5/8	500	0.28	0.30	1.78	407 x 407 x 50	9150	69.74	74.72
16 x 20 x 2	15-5/8 x 19-5/8 x 1-5/8	500	0.28	0.30	2.22	407 x 508 x 50	9150	69.74	74.72
16 x 24 x 2	15-5/8 x 23-5/8 x 1-5/8	500	0.28	0.30	2.67	407 x 610 x 50	9150	69.74	74.72
16 x 25 x 2	15-5/8 x 24-5/8 x 1-5/8	500	0.28	0.30	2.77	407 x 635 x 50	9150	69.74	74.72
18 x 24 x 2	17-5/8 x 23-5/8 x 1-5/8	500	0.28	0.30	3.00	457 x 610 x 50	9150	69.74	74.72
20 x 20 x 2	19-5/8 x 19-5/8 x 1-5/8	500	0.28	0.30	2.77	508 x 508 x 50	9150	69.74	74.72
20 x 24 x 2	19-3/8 x 23-3/8 x 1-5/8	500	0.28	0.30	3.33	508 x 610 x 50	9150	69.74	74.72
20 x 25 x 2	19-5/8 x 24-5/8 x 1-5/8	500	0.28	0.30	3.47	508 x 635 x 50	9150	69.74	74.72
24 x 24 x 2	23-3/8 x 23-3/8 x 1-5/8	500	0.28	0.30	4.00	610 x 610 x 50	9150	69.74	74.72
25 x 25 x 2	24-5/8 x 24-5/8 x 1-5/8	500	0.28	0.30	4.34	635 x 635 x 50	9150	69.74	74.72

Tolerances shall be +/- 1/8" for height and width. All special sizes will be undersized 1/8" unless specified otherwise. Recommended final resistance is 0.50" in. w. g.

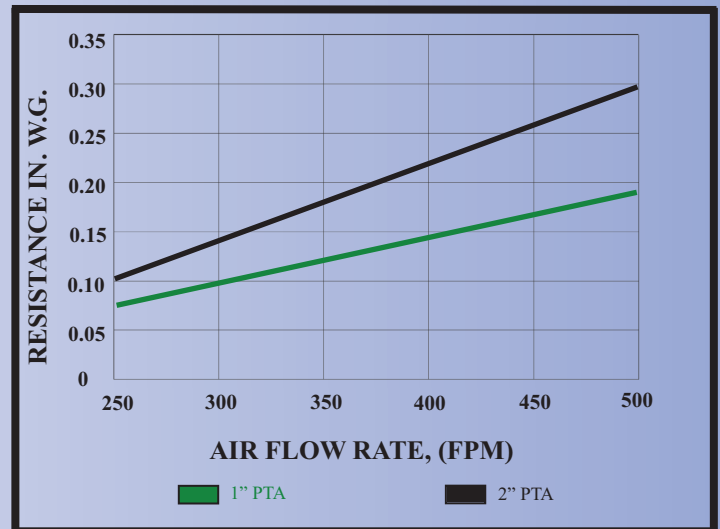
#### STANDARD PRESSURE DROP

Test Filter Size 24" x 24" Nominal



#### STANDARD PRESSURE DROP

Test Filter Size 24" x 24" Nominal



## GDS Series Features

The Glasfloss GDS disposable panel filter features an innovative, reinforced, "double strut" construction for excellent durability and performance in commercial, industrial, and residential applications. The design provides 10% greater open media area than traditional metal grill filters and offers excellent dust holding capacity. In addition, the design allows for easier disposal, eliminates sharp edges for safer handling and reduces carton weight for lower shipping costs. The GDS disposable panel filter is available in 1" and 2" depths in many standard sizes.

## PTA Series Features

The Glasfloss PTA series disposable panel filter has set the standard for quality and durability. This rigidly constructed air filter maintains its integrity where others fall short. Always the highest quality, Glasfloss disposable panel filters have metal grids on both the air entry and air leaving sides.

Glasfloss Industries incorporates color-coded carton labels on standard sizes to help identify the product, which enhance warehouse operations and shipments.



Distributed by:



"Serving You With Locations Throughout The Nation"